

FREESTANDING SERIES
Zig Zag Balance Beam
#90021016XX

ZIG ZAG BALANCE BEAM
#90021016XX

USER GROUP: 2-12 years

RECOMMENDED CREW: 1 person

TOOLS REQUIRED:

Shovel/Post Hole Digger / Auger
Level

CONCRETE REQUIRED: 7 cubic feet

NOTE: Concrete must have a minimum rating of 2,500 psi and must be mixed per manufacturer's recommendations.

INSTALLATION TIME: Approximately 1 hour

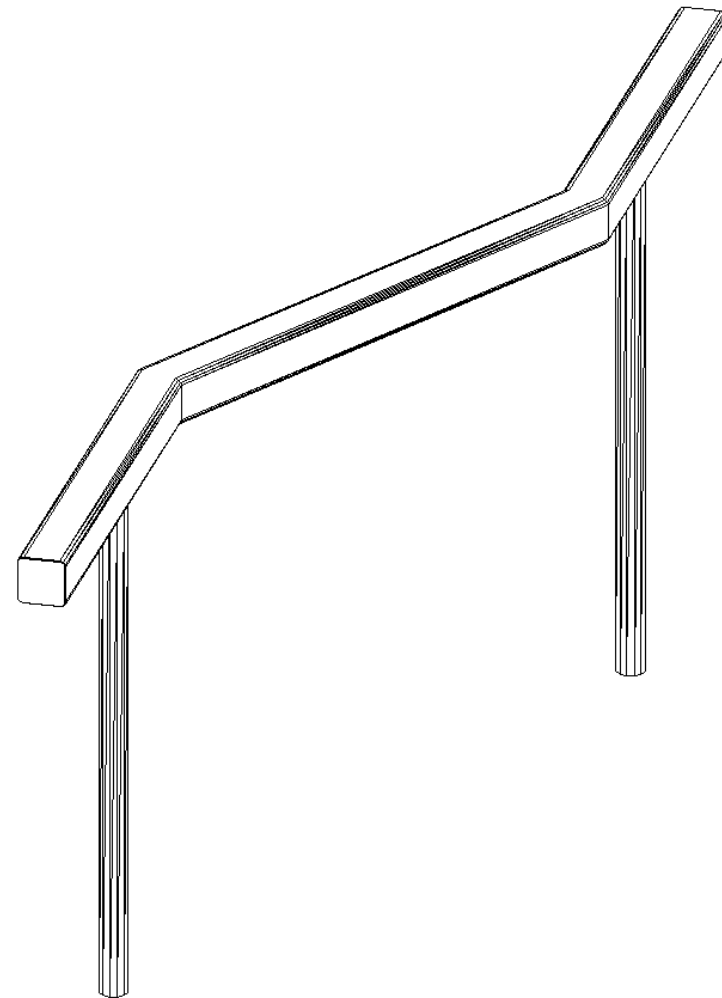
WEIGHT: 85 lbs.

PRE-INSTALLATION CHECK:

Compare all items received to the packing list. Notify your local sales representative immediately if any parts are missing or damaged.

We are not responsible for items discovered missing after 72 hours from time of delivery!

Before beginning installation, make sure that you have read and understand the ***Installation Introduction*** manual that was supplied to you. If you did not receive a copy, or if you have a question regarding anything covered in this manual, contact your local sales representative.



INSTALLATION GUIDELINES

STEP 1

Refer to PLAN VIEW and FOOTING DETAIL to locate position of zig zag balance beam.

STEP 2

Excavate footing holes as shown in FOOTING DETAIL and FOOTING ELEVATION. Place a 2" spacer block in the bottom of each hole.

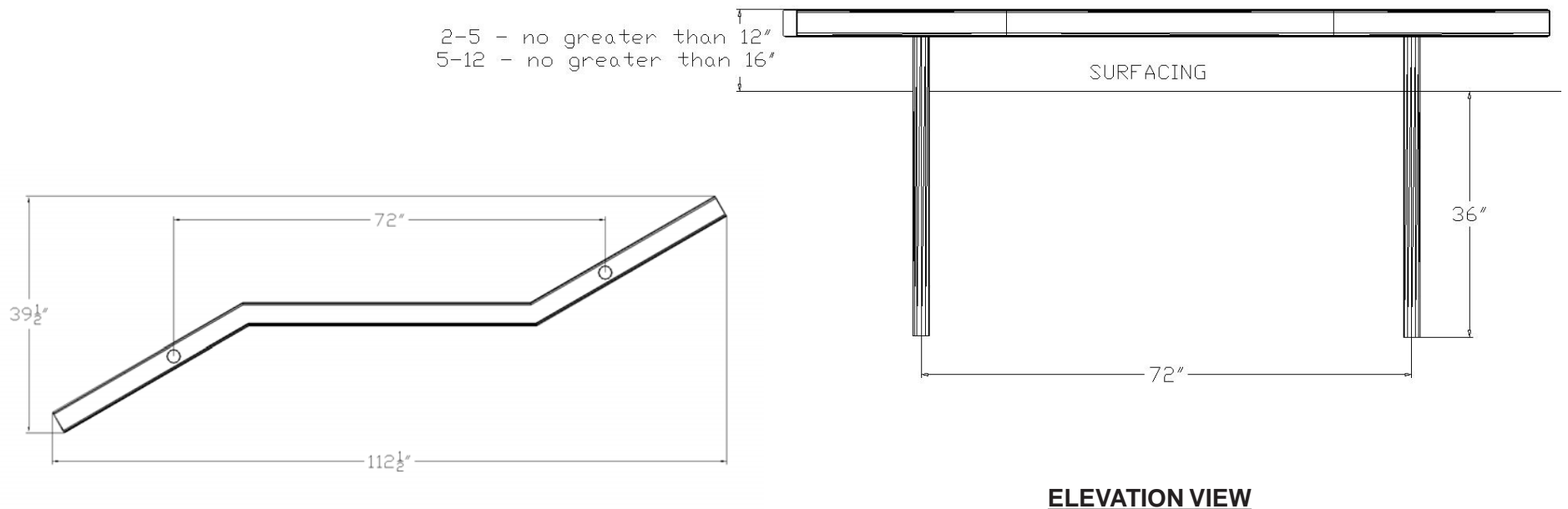
STEP 3

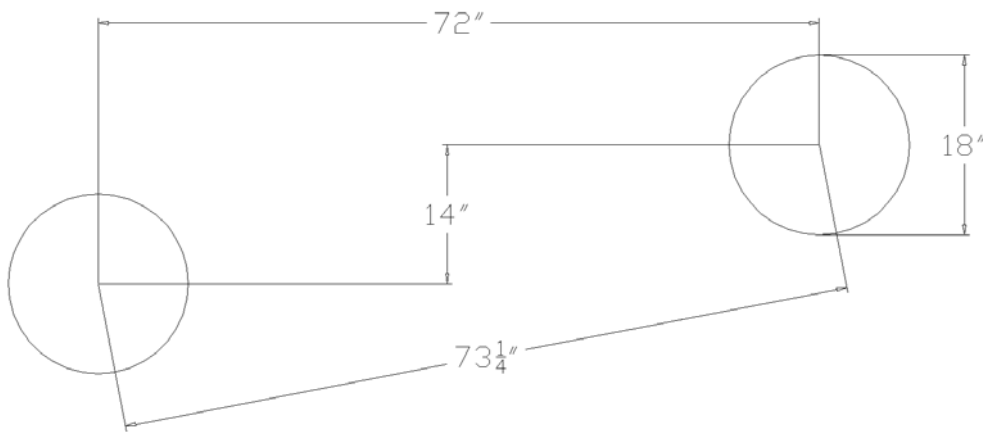
Place balance beam in footing holes. Brace in position.

NOTE: Top of balance beam may not be higher than 12" above finished surfacing if intended for use by 2-5 year olds and no higher than 16" above surfacing if intended for use by 5-12 year olds.

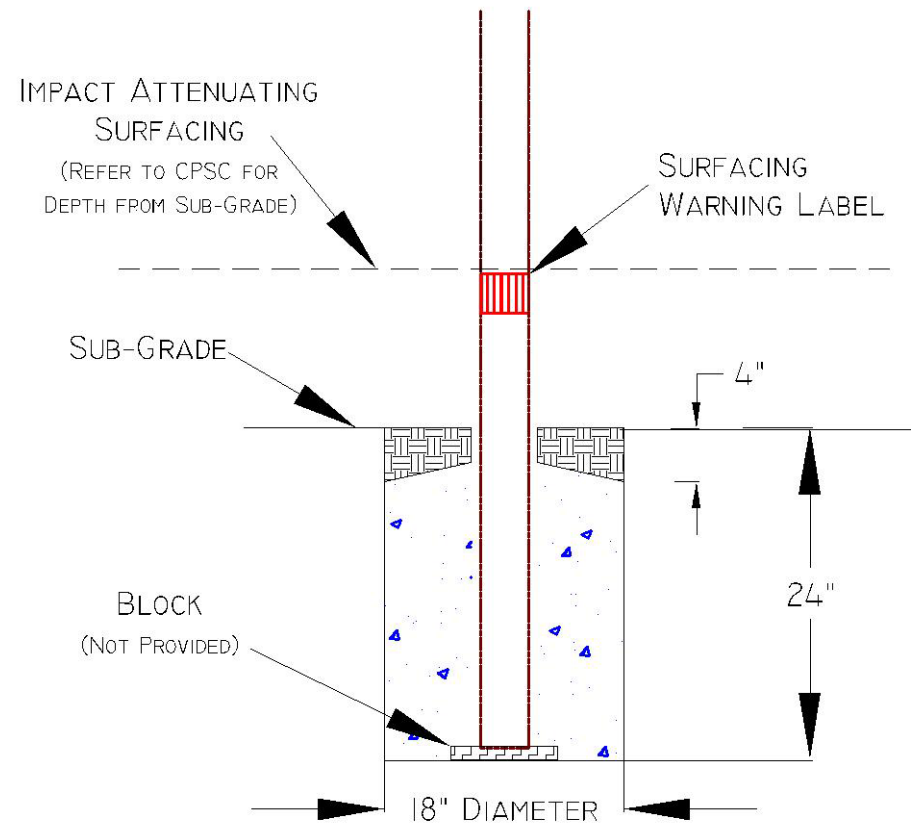
STEP 4

Verify balance beam is level and plumb in footings and that it is at the correct height. Pour concrete into footings to correct level. **NOTE:** Concrete must have a minimum rating of 2,500 psi and must be mixed per manufacturer's recommendations. **Allow concrete to harden for at least 48 hours before use!**





FOOTING LAYOUT



FOOTING ELEVATION

PRODUCT SPECIFICATIONS

BALANCE BEAM

BEAM

- 4" O.D. square steel tube
- 11 gauge galvanized steel
- 50,000 psi yield strength (ASTM E-8)
- 55,000 psi tensile strength (ASTM E-8)
- Triple Flo-Coated corrosion protection (interior and exterior)
- Interior and exterior corrosion resistance (ASTM B-117)
- Contains a minimum of 30% recycled steel and is 95%-98% recyclable
- Manufactured per ASTM 500
- Powder coat finish

SUPPORT POSTS

- 2-3/8" O.D. round steel tube
- 9 gauge steel
- 50,000 psi yield strength (ASTM E-8)
- 55,000 psi tensile strength (ASTM E-8)
- Triple Flo-Coated corrosion protection (interior and exterior)
- Interior and exterior corrosion resistance (ASTM B-117)
- Contains a minimum of 30% recycled steel and is 95%-98% recyclable
- Manufactured per ASTM 500
- Powder coat finish

PRETREATMENT WASH PRIMER

- 4860-420 primer / 1000-44 activator
- Polyvinyl-butyril resin based primer
- Used on all mild steel and all weld joints
- Designed to give adhesion to a wide variety of metal substrates
- Provides added metal protection against rust
- Imparts extra durability to topcoat (powder coat)
- When reduced properly, it meets the definition of a "pretreatment" primer found in many air quality regulations

POWDER COAT FINISH

- TGIC Polyester
- Electrostatic application
- Baked-on @ 400 degrees
- 5-7 mills thick
- Lead free
- High gloss
- No peel / No flake finish
- Resistant to salt spray (ASTM B117)
- Resistant to humidity (ASTM D2247)
- Direct/Indirect impact 120 in. pounds (ASTM D2794)
- Good to excellent resistance to most solvents, oils, acids and alkalis